

# COMMUNITY HOMELESSNESS REPORT SUMMARY

(Cowichan)  
(2020-2021)

## COORDINATED ACCESS AND HOMELESSNESS MANAGEMENT INFORMATION SYSTEM (HMIS) SELF-ASSESSMENT

### SUMMARY

The table below provides a summary of the work the community has done so far to implement Reaching Home's minimum requirements for Coordinated Access and an HMIS.

How many of the Reaching Home minimum requirements has the community:

Met	Started	Not yet started
0	0	18

## SUMMARY COMMENT

Are there particular efforts and/or issues that you would like to highlight for this reporting period related to your community's work to achieve the Reaching Home minimum requirements? In particular, please describe your community's efforts to set-up or improve the Coordinated Access governance structure, including processes to ensure that policies and protocols, as approved by the governance group(s), are being implemented across the system as intended to achieve desired results.

As a new Designated Community, we have focused our efforts this year in setting up the Coordinated Access governance structure, and targeted community engagement, particularly with First Nations and Indigenous organizations. We have developed a work plan for April -October 2021 which has a number of action items to develop processes, policies, and protocols to ensure a Coordinated Access system is implemented as intended to achieve desired results. The coordinated access team is working with the local First Nation communities and their input will help us to build an inclusive Coordinated Access system.

As we have previously noted, the COVID 19 pandemic hindered direct communication ( in person) with the First Nations communities. At times the First Nations communities across Vancouver Island had Shelter in Place orders in effect. The respective First Nations communities had community members posted to each of the entrances to ensure that only essential services were permitted access to the lands. At a future date, Reaching Home may be considered an essential service, regrettably, we are at the beginning of the relationship. Additionally, the CE was not able to have staff working at the office or venturing out into community. All staff followed the Provincial Health orders and worked from home. Staff who resided outside of Nanaimo area were not permitted to travel to Nanaimo and staff who lived in Nanaimo were not permitted to travel for work either.

## COMMUNITY-LEVEL DATA for 2020-2021

**Based on the information provided in the Community Homelessness Report, the community does not have to report community-level data for 2020-2021 and community-level outcomes for the reporting period.**

What is the date range for available data from the List for this fiscal report?

- First date in reporting period:
- Last date in reporting period:

YYYY-MM-DD

YYYY-MM-DD

Complete the Population Groups table below using the date range indicated for this fiscal report.

Number of unique individuals (or households where not available) in each Priority Population Group who:

Priority Population Groups	Were homeless <b>(Measures Cumulative Homelessness)</b>	Were new to homelessness <b>(Measures Inflow)</b>	Returned to homelessness from housing (one or more times) <b>(Measures Inflow)</b>	Returned to homelessness from transitional status (one or more times) <b>(Measures Inflow)</b>	Returned to homelessness from unknown status (one or more times) <b>(Measures Inflow)</b>	State changed from inactive to active (one or more times) <b>(Measures Inflow)</b>
Overall homeless	0	0	0	0	0	0
Chronically homeless	0	0	0	0	0	0
Indigenous peoples	0	0	0	0	0	0
Priority Population Groups			Moved from homelessness to housing (one or more times) <b>(Measures Outflow)</b>	Status changed from homelessness to transitional (one or more times) <b>(Measures Outflow)</b>	Status changed from homelessness to unknown (one or more times) <b>(Measures Outflow)</b>	State changed from active to inactive (one or more times) <b>(Measures Outflow)</b>
Overall homeless			0	0	0	0
Chronically homeless			0	0	0	0
Indigenous peoples			0	0	0	0

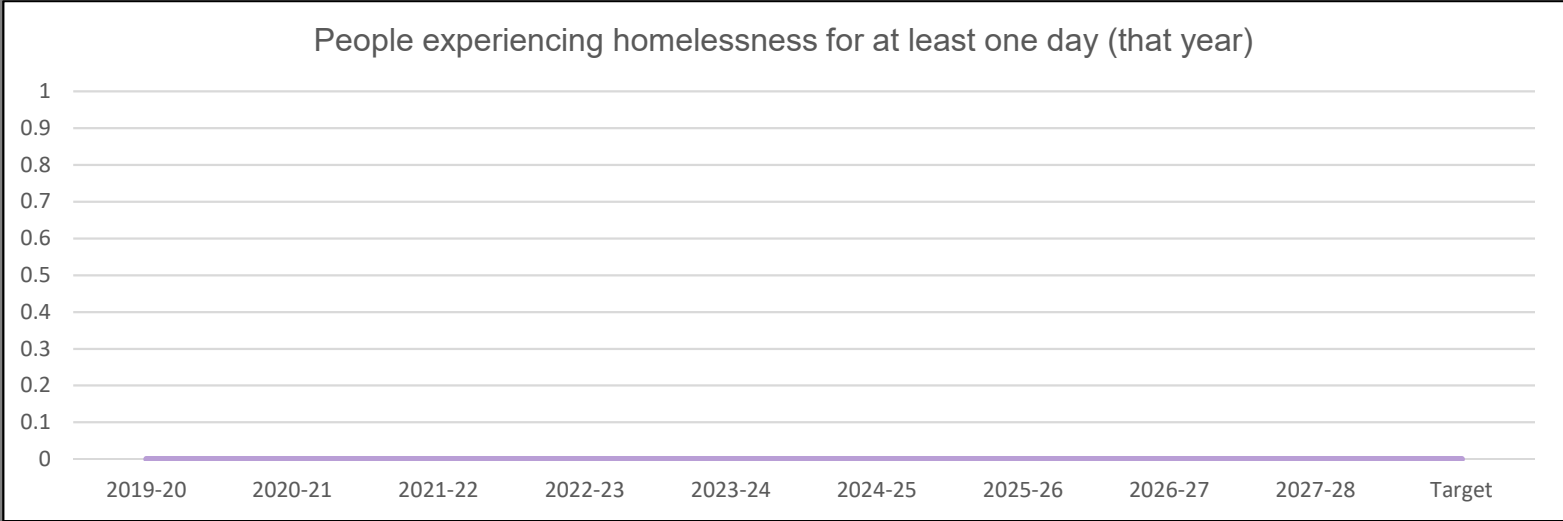
Complete the Prior Living Situations table below for all individuals (or households where not available) that were homeless for the date range indicated for this fiscal report.

	Public Institutions	Transitional Housing	Permanent Housing	Unknown	Total
New to homelessness	0	0	0	0	0
Returned to homelessness	0	0	0	0	0
Total	0	0	0	0	0

**COMMUNITY-LEVEL RESULTS OUTCOMES - CORE OUTCOMES**

**Outcome # 1: Fewer people experience homelessness overall (homelessness is reduced overall)**

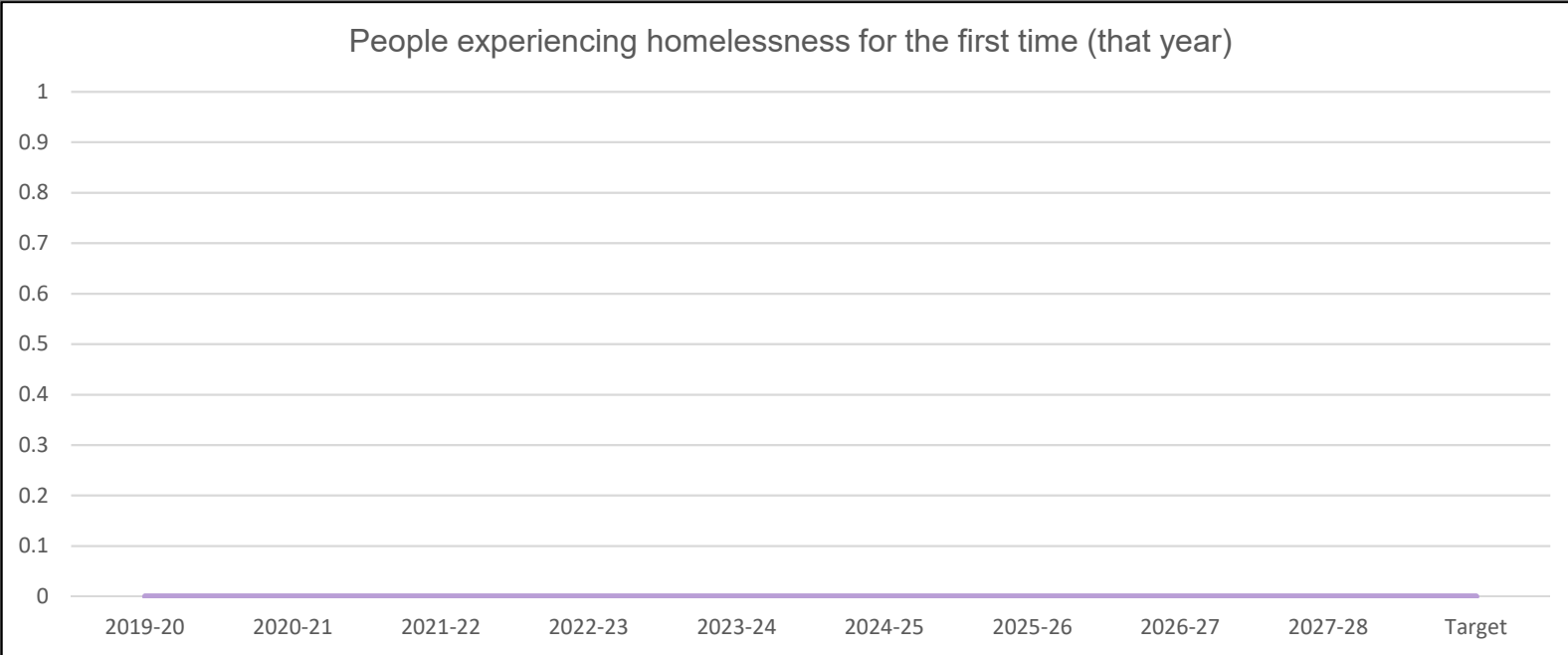
	2019-20	2020-21	2021-22	2022-23	2023-24	2024-25	2025-26	2026-27	2027-28	Target
People experiencing homelessness for at least one day (that year)	-	0	-	-	-	-	-	-	-	0



\*Please insert comment here\*

**Outcome #2: Fewer people experience homelessness for the first time (new inflows into homelessness are reduced)**

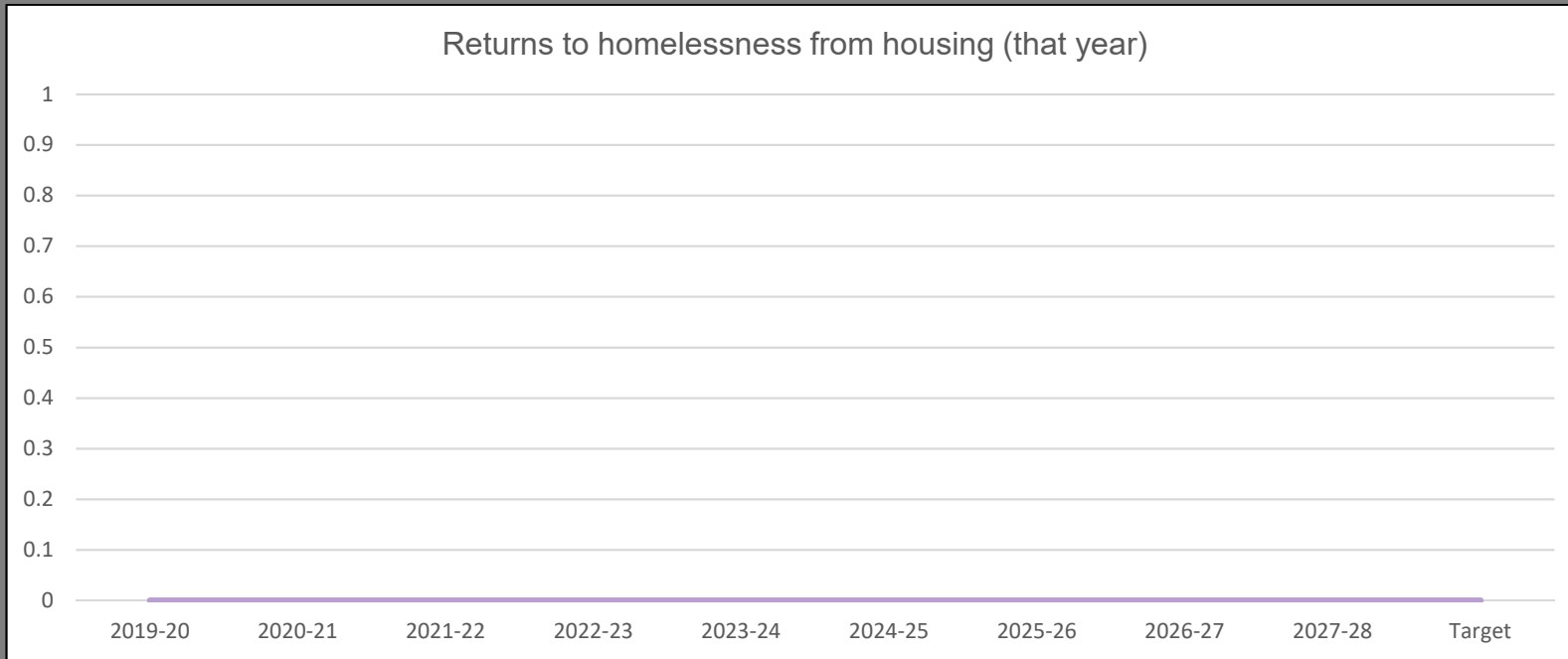
	2019-20	2020-21	2021-22	2022-23	2023-24	2024-25	2025-26	2026-27	2027-28	Target
People experiencing homelessness for the first time (that year)	-	0	-	-	-	-	-	-	-	0



\*Please insert comment here\*

**Outcome #3: Fewer people return to homelessness from housing (returns to homelessness are reduced)**

	2019-20	2020-21	2021-22	2022-23	2023-24	2024-25	2025-26	2026-27	2027-28	Target
Returns to homelessness from housing (that year)	-	0	-	-	-	-	-	-	-	0

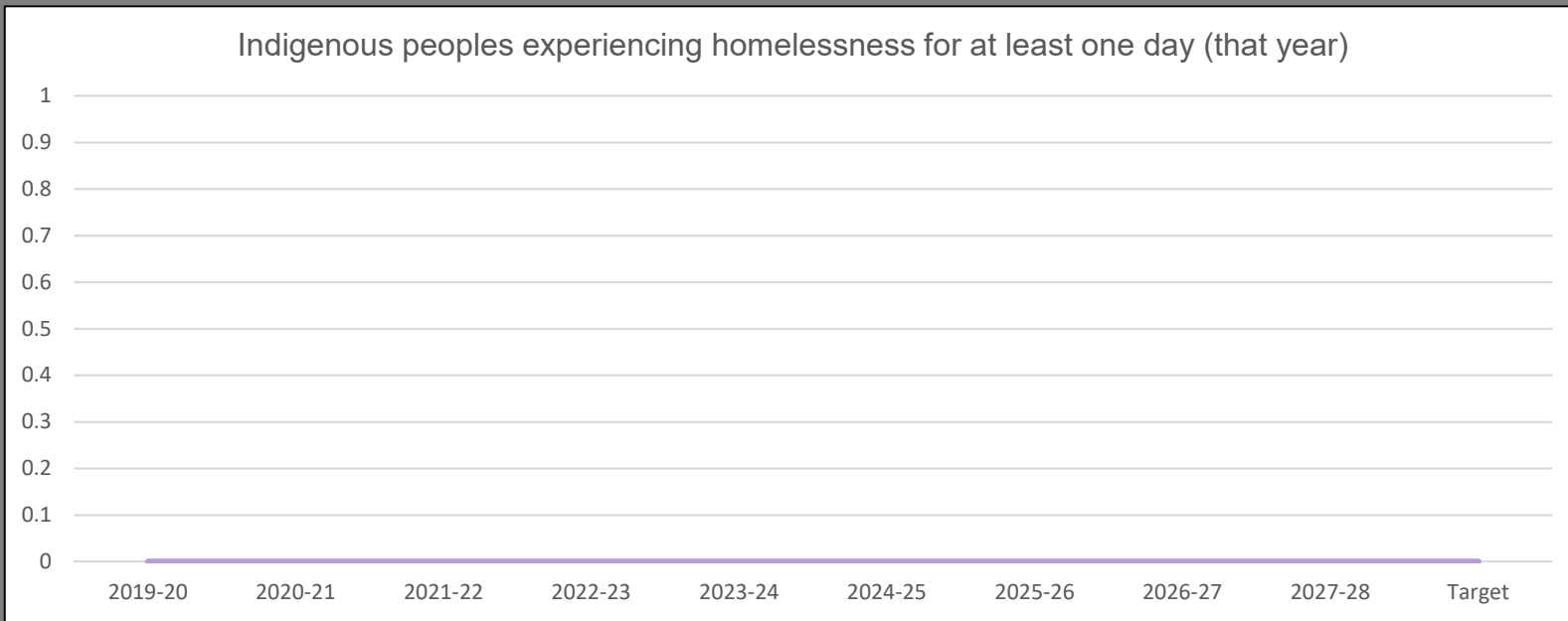


\*Please insert comment here\*



**Outcome #4: Fewer Indigenous peoples experience homelessness (Indigenous homelessness is reduced)**

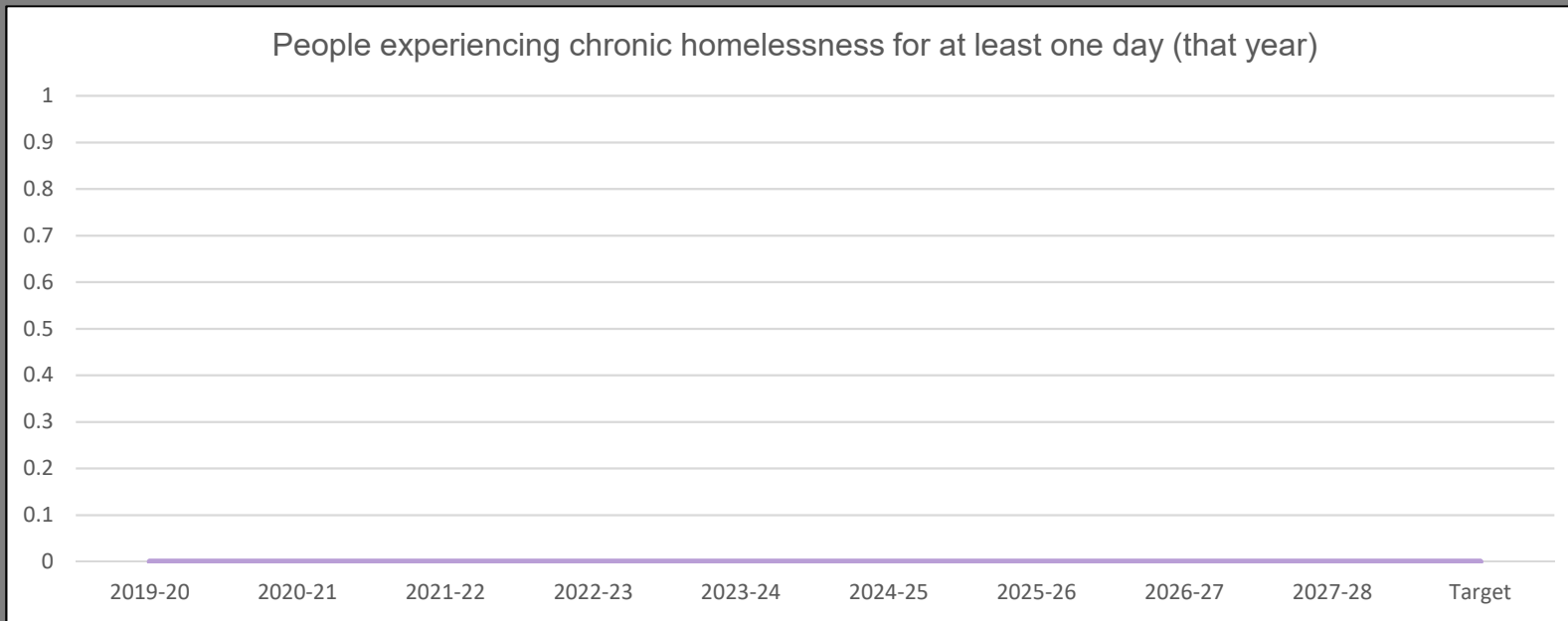
	2019-20	2020-21	2021-22	2022-23	2023-24	2024-25	2025-26	2026-27	2027-28	Target
Indigenous peoples experiencing homelessness for at least one day (that year)	-	0	-	-	-	-	-	-	-	0



\*Please insert comment here\*

**Outcome #5: Fewer people experience chronic homelessness (chronic homelessness is reduced)**

	2019-20	2020-21	2021-22	2022-23	2023-24	2024-25	2025-26	2026-27	2027-28	Target
People experiencing chronic homelessness for at least one day (that year)	-	0	-	-	-	-	-	-	-	0



\*Please insert comment here\*

